

Student's Name _____

Teacher's # _____ Branch _____

Score: _____ (Check one): *passed* _____ *needs more study* _____

Total Perfect Score = 100 Passing Score = 70 (70%)

Keyboard
2

Certificate of Merit



Musical Knowledge Examination

Keyboard: Level 2

2004 Edition

1. Name each interval: 2nd, 3rd, 4th, 5th, 6th, 7th, or 8th (octave). (7 points)

A musical staff with seven measures. The intervals are: 1. A major 3rd (C4 to E4), 2. A major 2nd (D4 to E4), 3. A major 6th (F4 to D5), 4. A major 4th (G4 to C5), 5. A major 3rd (A4 to C5), 6. A major 2nd (B4 to C5), 7. A major 3rd (D5 to F5).

3rd _____
 Example

2. Name each Major key signature. (5 points)

A musical staff with no sharps or flats in the key signature.

C Major
 Example

A musical staff with three sharps in the key signature: F#, C#, and G#.

A musical staff with two sharps in the key signature: F# and C#.


A musical staff with one flat in the key signature: Bb.

A musical staff with two flats in the key signature: Bb and Eb.


A musical staff with one sharp in the key signature: F#.

3. Add the sharps (#) or flats (b) needed to form the following scales. (5 points)

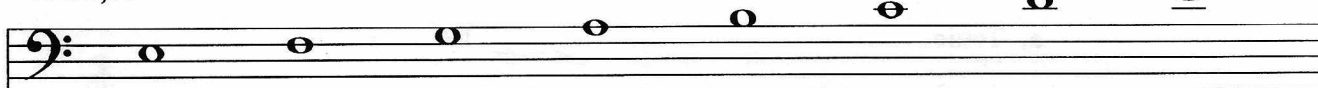
D Major



A minor, harmonic form



E Major



A Major



Bb Major



4. Name each triad. Tell if it is Major or minor. (10 points)



C Major

(example)

5. Draw the primary triads for the following keys. (6 points)

G Major

I IV V

D Major

I IV V

6. Match the names for the primary triads with their Roman numerals. (3 points)

- | | |
|----------------|----------|
| a. Tonic | _____ IV |
| b. Subdominant | _____ V |
| c. Dominant | _____ I |

7. Label with Roman numerals the triads in the following examples. (4 points)

C Major

V
(example)
I

F Major

_____ _____

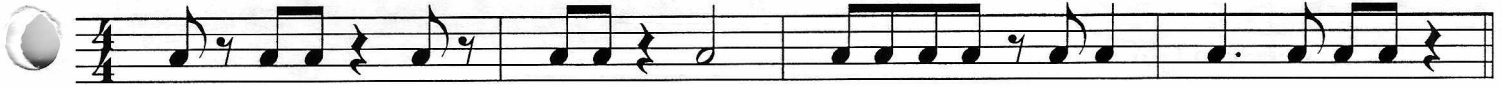
D Major

_____ _____

8. Match the cadence name with the Roman numerals. (3 points)

- | | | | |
|----|----|---|-------------------------|
| a. | V | I | _____ Half cadence |
| b. | IV | I | _____ Authentic cadence |
| c. | I | V | _____ Plagal cadence |

9. Write in the counts for this rhythm. (4 points)



10. Match each time signature with a rhythm. (4 points)

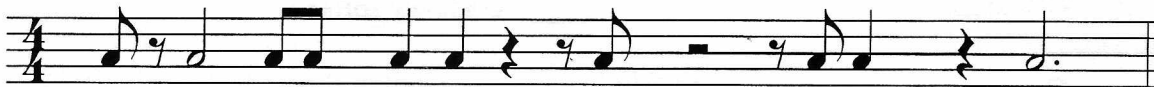
a. $\frac{2}{4}$ _____

b. $\frac{3}{4}$ _____

c. $\frac{4}{4}$ _____

d. $\frac{6}{8}$ _____

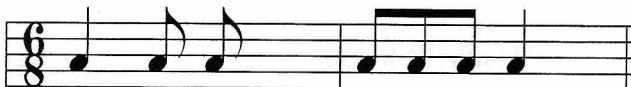
11. Add three bar lines to this rhythm. (3 points)



12. Add three bar lines to this rhythm. (3 points)





13. Add one rest to each measure to complete this rhythm segment. (2 point)



14. Write the meaning of each word or sign. (7 points)

- a. *sforzando* (*sfz*) _____
- b. *ritardando* (*rit.*) _____
- c. *andante* _____
- d. *mezzo piano* (*mp*) _____
- e. *allegro* _____
- f. *fermata* (♯) _____
- g. *accent* (♩) _____

15. Match these items with the correct meaning or sign. (12 points)

- A. *8va* - - - - _____ play detached, not connected
- B. *pp* _____ loud
- C. *staccato* ♩ _____ play one octave higher
- D. *a tempo* _____ moderate tempo
- E. *fff* _____ quickly, lively
- F. *slur* _____ gradually softer
- G. *crescendo*  _____ return to original tempo
- H. *moderato* _____ very, very loud
- I. *tenuto* ♩ _____ play legato, smoothly
- J. *f* _____ very soft
- K. *vivace* _____ hold for full value, stress
- L. *cadence* _____ gradually louder
- M. *diminuendo*  _____

16. Answer these questions about the music above. Put a check (✓) on the line in front of your answer. (4 points)

- a. On what beat does the music begin? beat 1 beat 2
 beat 3 beat 4
- b. In what Major key is this music written? A Major
 D Major
 G Major
- c. Which word best describes the music under bracket A? sequence
 repetition
- d. Which word best describes the music under bracket B? sequence
 repetition

17. Name the boxed chords in these measures. Tell if each is Major or minor. (example: C Major) (3 points)

measure 3 _____

measure 5 _____

measure 6 _____

18. Name the circled interval (2nd, 5th, octave, etc.) in the following measures. (6 points)

measure 1 _____

measure 2 _____

measure 4 _____

measure 7 _____

measure 9 _____

measure 10 _____

EAR TRAINING EVALUATION

This is your Level 2 ear training evaluation. Listen to each question and its musical example. Circle your answer. Each example will be played two times. (9 points)

1. Major



minor



2. Legato touch

Staccato touch

3. Major



minor



4. Major



minor



5. Second



Sixth



6. Third



Seventh



7. A.



B.



8. A.



B.



9. Piano to Forte

Forte to Piano